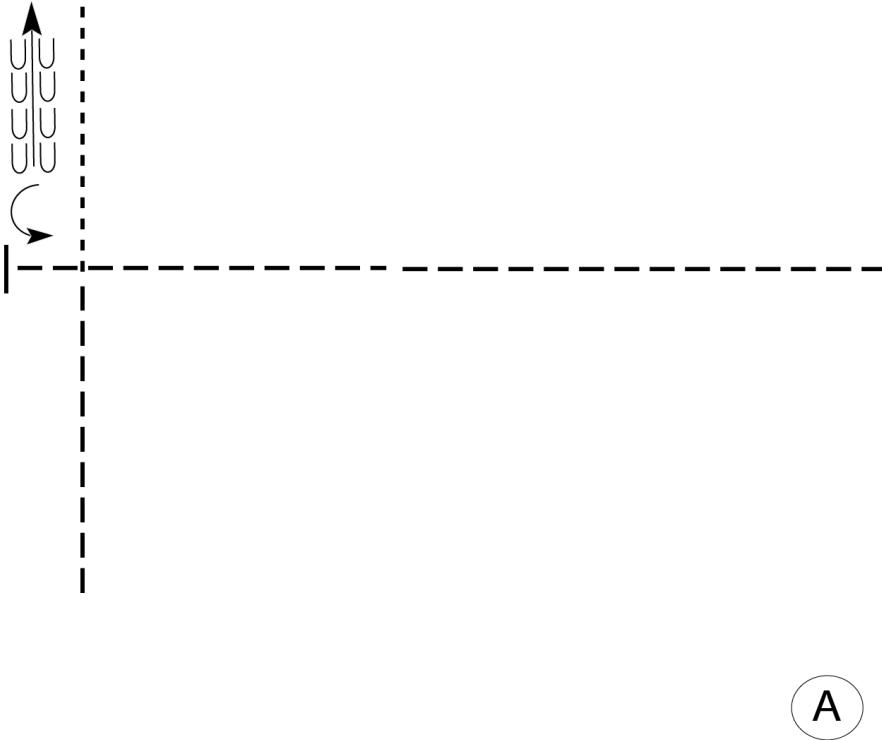


Prairie Classic

Horsemanship (Small Fry/Level 1 Walk Trot)

Saturday, Feb. 10, 2024



Be ready at A.

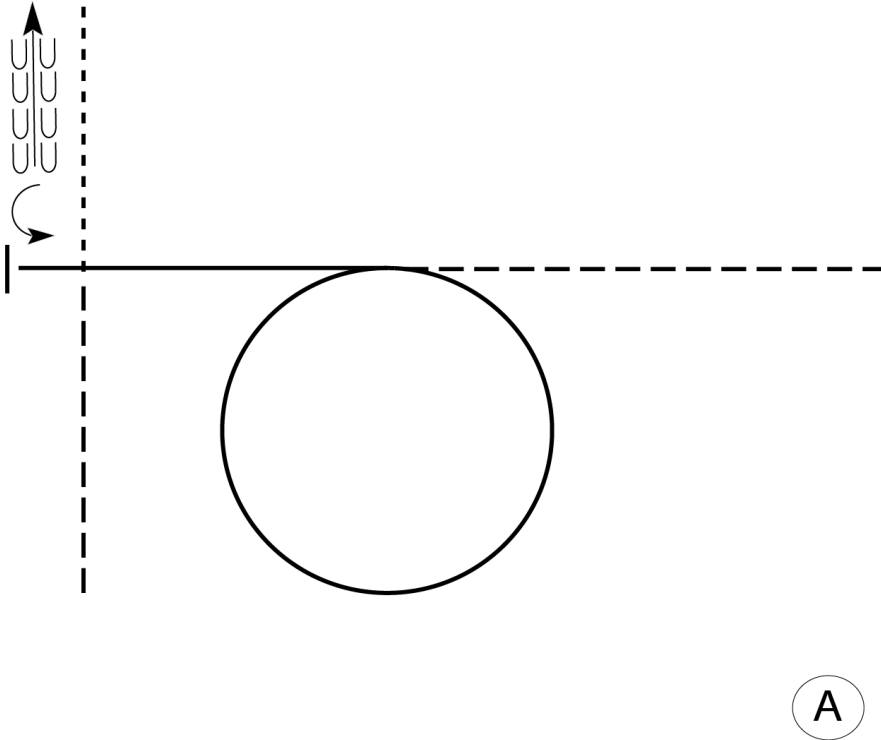
1. Perform a jog from A and a square corner toward center of pattern.
2. Continue the jog in a straight line.
3. Stop and perform a 1/4 turn to the left.
4. Back approximately one horse length
5. Walk until you cross your line.
6. Exit arena at a jog.

Walk	-----
Jog	- - - - -
Extended Jog	- - - - -
Lope	—————
Lead Change	
Back	
Marker	ⓑ

Prairie Classic

Horsemanship (Level 1 Amateur/Select/Youth)

Saturday, Feb. 10, 2024



Be ready at A.

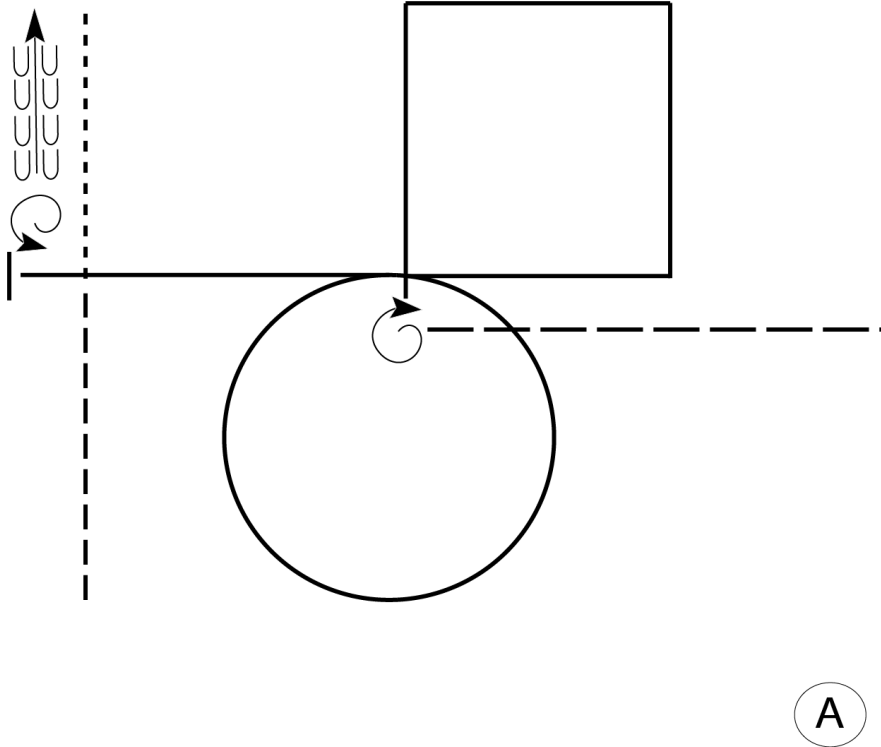
1. Perform a jog from A and a square corner toward center of pattern.
2. Lope a left lead circle.
3. Close the circle and continue loping on the left lead in a straight line.
4. Stop and perform a 1/4 turn to the left.
5. Back approximately one horse length.
6. Walk until you cross your line.
7. Exit arena at a jog.

Walk	-----
Jog	-----
Extended Jog	-----
Lope	—————
Lead Change	
Back	
Marker	ⓑ

Prairie Classic

Horsemanship (L2/L3 Amateur/Select/Youth)

Saturday, Feb 10, 2024



Be ready at A.

1. Perform an extended jog from A and a square corner toward center of pattern.
2. Stop in center and perform a 1 1/4 turn right.
3. Lope a right lead square.
4. Change leads at center and lope a left lead circle.
5. Close the circle and continue loping on the left lead in a straight line.
6. Stop and perform a 1 1/4 turn to the left.
7. Back approximately one horse length
8. Walk until you cross your line.
9. Exit arena at a jog.

Walk	-----
Jog	-----
Extended Jog	-----
Lope	-----
Lead Change	
Back	
Marker	